

CANVAS SUPPORT

HOW DO I DOWNLOAD AN OFFLINE VERSION OF A CANVAS COURSE?

You can download an offline HTML file from the Modules page of a course.

I. How do I view the courses that are available?

- Select the URL to log into canvas: <https://canvas.education.tas.gov.au/login/canvas?1112>
- Log in with the following user details: Login and Password = **1112courses.cs**

Tasmanian Government

Login

1112courses.cs |

Password

.....

Stay signed in

[Forgot Password?](#)

[Log In](#)

[User Research](#) [Help](#) [Privacy policy](#) [Terms of service](#) [Facebook](#)
[Twitter](#)

INSTRUCTURE

2. View a course

- On the Dashboard select the Years 11/12 Courses link to view a list of available courses for viewing and information about the courses. To view a course select the course link.

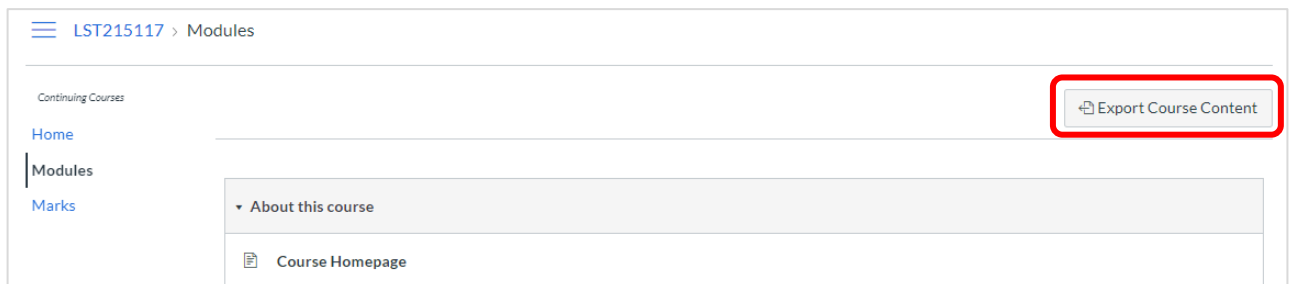


3. Export course content

- Select **Modules** from the course navigation bar.



- Select **Export course Content**




- The course will download to your computer as a ZIP file. If you remain in the page until the download is complete, the file will download directly to your computer. If you leave the page, you'll receive an email notification when the course download is complete. You can use a link in the email to download the file.

Exported Package History

You may not reproduce or communicate any of the content on this course, including files exported from this course without the prior written permission of your institution. Check with your institution for specific online user agreement guidelines.

Processing

this may take a bit...



The download process has started. This can take awhile for large courses. You can leave the page and you'll get a notification when the download is complete.

4. View Export History

- When the export is complete, the Exported Package History page shows the most recent export. To download the export again, click the date of the export. If you export the course again at a later date, the most recent export will always display in the page, along with previous exports.


Exported Package History


Most recent export: [Jul 3 at 11:53am](#)

You may not reproduce or communicate any of the content on this course, including files exported from this course without the prior written permission of your institution. Check with your institution for specific online user agreement guidelines.

5. Open ZIP File

- Once the file has been downloaded, locate the ZIP file on your computer. Double click the file to open it (MAC users) or right-click the file and select Extract All. When the file expands, open the course folder and open the index.html file.

 viewer

 index

6. Open Course Content

- The HTML file will open in your default browser. Offline downloads include all content from the course at the time of the download [1]. You will need to download the course each time you want to view updated course content.
- If any content can only be accessed online, the content link includes an external icon identifying the content as online only [2].
- To view course files, click the Files link [3].
- To open course content, click the name of the content [4].

Biology 101 > Modules 1 Last Export: Thu, Mar 30, 2017 8:21 PM

Files 3

Introduction Complete All Items

- 4 [Biology Overview](#)
- 10 pts [Welcome to class!](#)
- 50 pts [Biology 101 Introduction](#)
- [Biology - Wikipedia](#) 2
- [microquiz.pdf](#)

7. View Course Content

- View the content in the course file.
- To view the next content item in the module, click the Next button [1].
- To return to the main Modules page, click the name of the course in the page footer [2].

Biology Overview

Aenean tellus metus, bibendum sed, posuere ac, mattis non, nunc. Pellentesque posuere. Aenean imperdiet. Vivamus consetetur hendrerit lacus. Nunc egestas, augue at pellentesque laoreet, felis eros vehicula leo, at malesuada velit leo quis pede.

Sed augue ipsum, egestas nec, vestibulum et, malesuada adipiscing, dui. In ac felis quis tortor malesuada pretium. Aenean commodo ligula eget dolor. Praesent congue erat at massa. Curabitur vestibulum aliquam leo.

Fusce egestas elit eget lorem. Nullam vel sem. Curabitur blandit mollis lacus. In turpis. Maecenas tempus, tellus eget condimentum rhoncus, sem quam semper libero, sit amet adipiscing sem neque sed ipsum.

Cras risus ipsum, faucibus ut, ullamcorper id, varius ac, leo. Donec interdum, metus et hendrerit aliquet, dolor diam sagittis ligula, eget egestas libero turpis vel mi. Phasellus ullamcorper ipsum rutrum nunc. Fusce risus nisl, viverra et, tempor et, pretium in, sapien. Vivamus laoreet.

Fusce vel dui. In hac habitasse platea dictumst. Suspendisse potenti. Vestibulum rutrum, mi nec elementum vehicula, eros quam gravida nisl, id fringilla neque ante vel mi. Etiam ut purus mattis mauris sodales aliquam.

[Biology 101](#) 2

[Next >](#) 1